



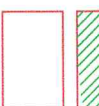


-  R1—Residential (1 Family)
-  R2—Residential (2 Family)
-  R—RB—Residential, Restricted Business
-  C—Commercial
-  Ag—Agricultural

Note : Back line = 300' from ROW



Zoning Map
 Town of Colden
 Erie Co., New York
 Holland Land Co., Survey
 June, 1997
 Revised July 6, 2004

Freeman and Freeman Land Surveyors
 Resurveying the Holland Land Company for the 21st Century
 10432 Crump Road - Glenwood, N.Y. 14069 www.FreemanSurveyors.com
 Phone: (716) 592-7740, Fax: (716) 592-4007

